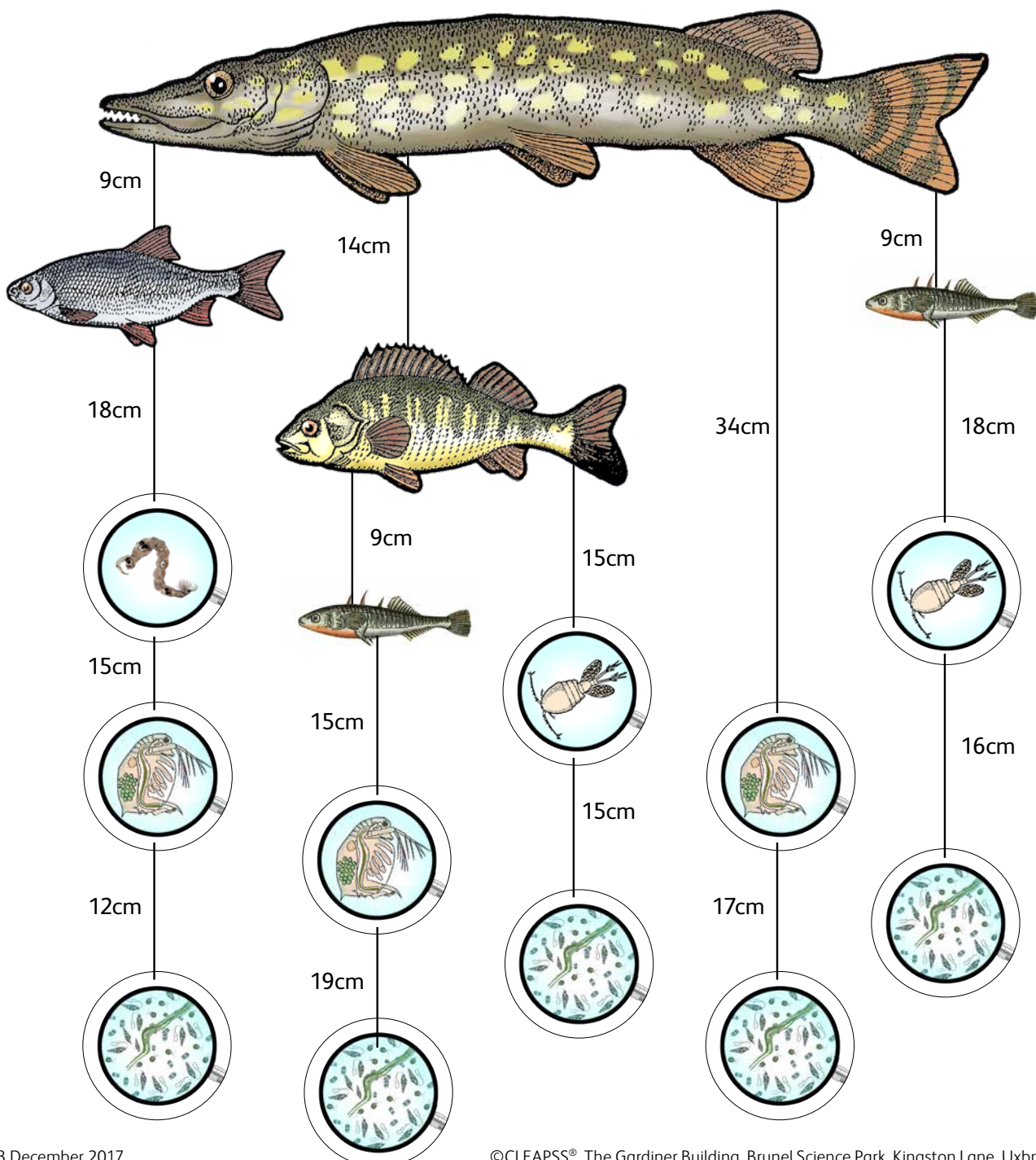



Make your own freshwater food chain mobile

Instructions for construction


1. Print out the sheets back to back and then cut out the double sided organisms.
2. Laminate the separate organisms (you should be able to fit them all onto 2 sheets of laminate).
3. Use a hole punch to punch holes in the organisms ready to attach the thread.
4. Cut appropriate lengths of nylon or cotton thread ('fishing line' works well) to join the organisms together into the food chain mobile. Refer to the illustration of the complete mobile for the relative lengths of each piece of thread. These are a rough guide only.
5. Push the thread through the holes and tie a tight knot for each hanging point. Join the organisms together in the sequence shown on the accompanying diagram with the pike at the top of the food chain.




Freshwater Food Chain Organisms




Pike



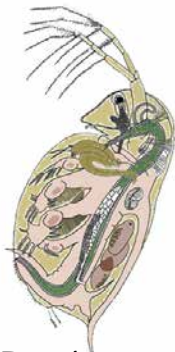
Perch



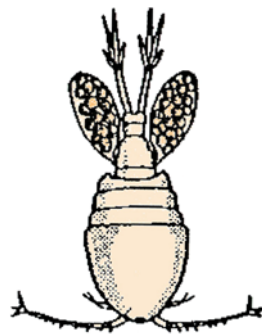
Roach



Stickleback



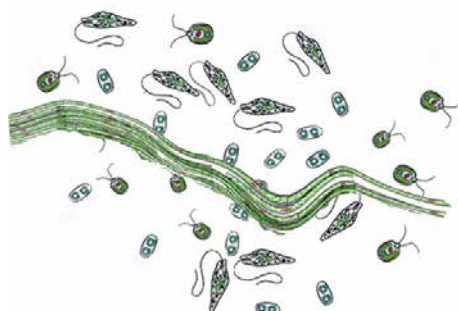
Daphnia



Cyclops



Phantom Midge Larvae



Microscopic Plants

