


#10

DO ~~NOT~~ TRY THIS AT HOME


Featuring: **Marvin and Milo**

What you need: • five wooden toothpicks
• a small sponge • a plate • a little water


Snap the toothpicks in half but don't break them fully.



Arrange the toothpicks on the plate like this...




Carefully squeeze a drop of water into the middle.




Did you see them move?

Just like synchronized swimmers!



The water makes the wood expand, the broken ends press against each other and the toothpick opens out. The same thing happens to doors when it's humid—they swell up and get jammed.



Make sure it touches the end of each toothpick.

